


# SAFARI

Revestimiento Monoporosa Rectificado / Wall Tiles Rectified




**SAFARI ARENA**  
31,6x90x0,9cm  
Butech recomienda junta / Butech recommends joint: Colorstuk Rapid n Beige B22502016 / 100004308

**PERFIL SAFARI ARENA**  
1,5x31,6cm

P3470822 / 100172733  
G261

P6209121 / 100173563  
G77



**SAFARI CALIZA**  
31,6x90x0,9cm  
Butech recomienda junta / Butech recommends joint: Colorstuk Rapid n Marfil B22502009 / 100004302

**PERFIL SAFARI CALIZA**  
1,5x31,6cm

P3470824 / 100172734  
G261

P6209120 / 100173570  
G77

## TECHNICAL SPECS · INFORMACIÓN TÉCNICA

### EMBALAJE / PACKING

FORMATO cm	PZ/CJ	M2/CJ	CJ/PAL	M2/PAL	*KG/CJ	*KG/PAL	Adhesivo
31,6x90cm	4	1,14	57	64,84	16,2	923,4	Fr-one n
1,5x31,6cm	30	0,28	42	11,94	3,72	156,24	Fr-one n

\*valores aproximados. \*approximated values.



**i** PAVIMENTO COMBINABLE: SERIE SAFARI 59,6x59,6cm · PAG.186  
FLOOR TILES COMBINATIONS: SAFARI SERIES 59,6x59,6cm · PAG.186



# SAFARI ARENA 31,6x90cm


# SAFARI

Revestimiento Monoporosa / Wall Tiles



**SAFARI ARENA**  
P3219294 / 100177534  
Butech recomienda junta / Butech recommends joint: Colorstuk Rapid n Beige B22502016 / 100004308

31,6x59,2cm  
G226



**SAFARI CALIZA**  
P3219293 / 100177535  
Butech recomienda junta / Butech recommends joint: Colorstuk Rapid n Marfil B22502009 / 100004302

31,6x59,2cm  
G226

## TECHNICAL SPECS · INFORMACIÓN TÉCNICA

### EMBALAJE / PACKING

FORMATO cm	PZ/CJ	M2/CJ	CJ/PAL	M2/PAL	*KG/CJ	*KG/PAL	Adhesivo
31,6x59,2cm	6	1,13	72	81,22	17,45	1256,2	Fr-one n


\*valores aproximados. \*approximated values.

**i** PAVIMENTO COMBINABLE: SERIE SAFARI 44,3x44,3cm · PAG.213  
FLOOR TILES COMBINATIONS: SAFARI SERIES 44,3x44,3cm · PAG.213




# SAFARI

Revestimiento Monoporosa / Wall Tiles



**SAFARI ARENA**  
P3149881 / 100177533  
Butech recomienda junta: Butech recommends joint: Colorstuk Rapid n Beige B22502016 / 100004308

20x31,6x0,8cm  
G205



**SAFARI CALIZA**  
P3149880 / 100177499  
Butech recomienda junta: Butech recommends joint: Colorstuk Rapid n Marfil B22502009 / 100004302

20x31,6x0,8cm  
G205

## TECHNICAL SPECS · INFORMACIÓN TÉCNICA

### EMBALAJE / PACKING

FORMATO cm	PZ/CJ	M2/CJ	CJ/PAL	M2/PAL	*KG/CJ	*KG/PAL	Adhesivo
Safari	20	1,26	56	70,78	18,77	1050,93	litocem / bt-3000 n

\*valores aproximados. \*approximated values.

**i** PAVIMENTO COMBINABLE: SERIE SAFARI 44,3x44,3cm · PAG.213  
FLOOR TILES COMBINATIONS: SAFARI SERIES 44,3x44,3cm · PAG.213



# SAFARI

Gres Porcellanato Rectificado · Color Masa / Rectified Porcellanato Tiles · Coloured Biscuit



**SAFARI ARENA S-R**  
59,6x59,6x1,1cm P1856987 / 100172718 G354  
Butech recomienda junta / Butech recommends joint:  
Colorstuk Rapid n Beige B22502016 / 100004308



**SAFARI CALIZA S-R**  
59,6x59,6x1,1cm P1856986 / 100172735 G354  
Butech recomienda junta / Butech recommends joint:  
Colorstuk Rapid n Marfil B22502009 / 100004302

## TECHNICAL SPECS · INFORMACIÓN TÉCNICA

### EMBALAJE / PACKING

FORMATO cm	P2/CJ	M2/CJ	CJ/PAL	M2/PAL	*KG/CJ	*KG/PAL	Adhesivo
59,6x59,6cm	4	1,42	32	45,47	35,20	1094,41	one-flex n / maxifluid
9x59,6cm Zócalo	18	0,97	56	54,07	22,64	1267,69	one-flex n
31,6x59,6cm Huella Tec.	2	0,42	48	19,97	11,33	543,84	one-flex n / maxifluid
31,6x65,9cm Huella Tec. Esq.	1	0,21	48	9,98	5,67	271,92	one-flex n / maxifluid

\*valores aproximados. \*approximated values.

**1**  
INTENSIDAD DE TRÁNSITO PEATONAL: TRÁNSITO INTENSO  
INTENSITY OF PEDESTRIAN TRANSIT: HARD TRANSIT

ZÓCALO	9x59,6cm	
SAFARI ARENA	P9200883 / 100173557	G30
SAFARI CALIZA	P9200885 / 100173589	G30



· HUELLA TÉCNICA 31,6x59,6cm

			ESQUINA DERECHA		ESQUINA IZQUIERDA	
SAFARI ARENA	P9210311 / 100173541	G130	P9210312 / 100173517	G150	P9210314 / 100173509	G150
SAFARI CALIZA	P9210317 / 100173561	G130	P9210319 / 100173508	G150	P9210315 / 100173540	G150



**SAFARI ARENA**  
44,3x44,3x1cm P2460071 / 100177519 G311  
Butech recomienda junta / Butech recommends joint:  
Colorstuk Rapid n Beige B22502016 / 100004308



**SAFARI CALIZA**  
44,3x44,3x1cm P2460072 / 100177540 G311  
Butech recomienda junta / Butech recommends joint:  
Colorstuk Rapid n Marfil B22502009 / 100004302

## TECHNICAL SPECS · INFORMACIÓN TÉCNICA

### EMBALAJE / PACKING

FORMATO cm	P2/CJ	M2/CJ	CJ/PAL	M2/PAL	*KG/CJ	*KG/PAL	Adhesivo
44,3x44,3cm	5	0,98	66	64,76	22,65	1494	flexitec n

\*valores aproximados. \*approximated values.

**1**  
INTENSIDAD DE TRÁNSITO PEATONAL: TRÁNSITO MEDIO  
INTENSITY OF PEDESTRIAN TRANSIT: MEDIUM TRANSIT



# SAFARI ARENA 59,6x59,6cm