

## BOTTEGA



Revestimiento Monoporosa Rectificado / Wall Tiles Rectified

**BOTTEGA CALIZA**

45x120x1,01cm P3580044 / 100214661 G270

**PERFIL BOTTEGA CALIZA**

1,5x45 cm P3800021 / 100219991 G92

Butech recomienda junta / Butech recommends joint:  
Colorstuk Rapid n Gris B22502013 / 100004305**BOTTEGA ACERO**

45x120x1,01cm P3580040 / 100214606 G270

**PERFIL BOTTEGA ACERO**

1,5x45 cm P3800020 / 100217891 G92

Butech recomienda junta / Butech recommends joint:  
Colorstuk Rapid n Manhattan B22502002 / 100004295

## TECHNICAL SPECS · INFORMACIÓN TÉCNICA

## EMBALAJE / PACKING



FORMATO cm	PZ/CJ	M2/CJ	CJ/PAL	M2/PAL	*KG/CJ	*KG/PAL	Adhesivo
45x120cm	3	1,62	40	64,8	28,20	1128,10	Fr-one n
1,5x45cm	20	0,27	56	15,12	3,67	205,34	Fr-one n

\*valores aproximados. \*approximated values.

## SPIGA BOTTEGA



Revestimiento Monoporosa Rectificado / Wall Tiles Rectified

**SPIGA BOTTEGA CALIZA**

45x120x1,01cm P3580049 / 100214820 G274

Butech recomienda junta / Butech recommends joint:  
Colorstuk Rapid n Gris B22502013 / 100004305**SPIGA BOTTEGA ACERO**

45x120x1,01cm P3580048 / 100214812 G274


Butech recomienda junta / Butech recommends joint:  
Colorstuk Rapid n Manhattan B22502002 / 100004295

## TECHNICAL SPECS · INFORMACIÓN TÉCNICA

## EMBALAJE / PACKING

FORMATO cm	PZ/CJ	M2/CJ	CJ/PAL	M2/PAL	*KG/CJ	*KG/PAL	Adhesivo
45x120cm	3	1,62	40	64,8	26,96	1078,41	Fr-one n

\*valores aproximados. \*approximated values.

PAVIMENTO COMBINABLE: SERIE BOTTEGA 59,6 x 59,6cm  
FLOOR TILES COMBINATIONS: BOTTEGA SERIE 59,6 x 59,6cm

## TWIN BOTTEGA



Revestimiento Monoporosa Rectificado / Wall Tiles Rectified

**TWIN BOTTEGA CALIZA**

45x120x1,04 cm P3580046 / 100214794 G274

Butech recomienda junta / Butech recommends joint:  
Colorstuk Rapid n Gris B22502013 / 100004305  
Colorstuk Rapid n Blanco B22501001 / 100004294**TWIN BOTTEGA ACERO**

45x120x1,04cm P3580047 / 100214786 G274

Butech recomienda junta / Butech recommends joint:  
Colorstuk Rapid n Manhattan B22502002 / 100004295  
Colorstuk Rapid n Blanco B22501001 / 100004294

## TECHNICAL SPECS · INFORMACIÓN TÉCNICA

## EMBALAJE / PACKING

FORMATO cm	PZ/CJ	M2/CJ	CJ/PAL	M2/PAL	*KG/CJ	*KG/PAL	Adhesivo
45x120cm	3	1,62	40	64,8	26,96	1078,41	Fr-one n

\*valores aproximados. \*approximated values.

## MARBELLA



Revestimiento Monoporosa Rectificado / Wall Tiles Rectified

**MARBELLA STONE**

45x120x1,04cm P3580039 / 100214548 G274

Butech recomienda junta / Butech recommends joint:  
Colorstuk Rapid n Gris B22502013 / 100004305**MARBELLA BLUE**

45x120x1,04cm P3580043 / 100214642 G274

Butech recomienda junta / Butech recommends joint:  
Colorstuk Rapid n Manhattan B22502002 / 100004295

- MARBELLA ESTÁ FORMADA POR 3 DECORADOS DISTINTOS ALEATORIOS.

- MARBELLA IS MADE IN 3 DIFFERENT RANDOM PATTERNS.


## TECHNICAL SPECS · INFORMACIÓN TÉCNICA

## EMBALAJE / PACKING

FORMATO cm	PZ/CJ	M2/CJ	CJ/PAL	M2/PAL	*KG/CJ	*KG/PAL	Adhesivo
45x120cm	3	1,62	40	64,8	28,18	1127,04	Fr-one n

\*valores aproximados. \*approximated values.

# BOTTEGA



Revestimiento Monoporosa Rectificado / Wall Tiles Rectified




**BOTTEGA CALIZA**  
31,6x90x0,90 cm P3470877 / 100215126 G261

**PERFIL BOTTEGA CALIZA**  
1,5x31,6cm P6209138 / 100222555 G77  
Butech recomienda junta / Butech recommends joint:  
Colorstuk Rapid n Gris B22502013 / 100004305

**BOTTEGA ACERO**  
31,6x90x0,90 cm P3470883 / 100215162 G261

**PERFIL BOTTEGA ACERO**  
1,5x31,6cm P6209137 / 100222594 G77  
Butech recomienda junta / Butech recommends joint:  
Colorstuk Rapid n Manhattan B22502002 / 100004295

# MARBELLA



Revestimiento Monoporosa Rectificado / Wall Tiles Rectified



**MARBELLA STONE**  
31,6x90x0,90 cm P3470884 / 100215171 G271

Butech recomienda junta / Butech recommends joint:  
Colorstuk Rapid n Gris B22502013 / 100004305

**MARBELLA BLUE**  
31,6x90x0,90 cm P3470879 / 100215149 G271

Butech recomienda junta / Butech recommends joint:  
Colorstuk Rapid n Manhattan B22502002 / 100004295

**1**  
- MARBELLA ESTÁ FORMADA POR 6 DECORADOS DISTINTOS ALEATORIOS.  
- MARBELLA IS MADE IN 6 DIFFERENT RANDOM PATTERNS.


## TECHNICAL SPECS · INFORMACIÓN TÉCNICA

### EMBALAJE / PACKING

FORMATO cm	PZ/CJ	M2/CJ	CJ/PAL	M2/PAL	*KG/CJ	*KG/PAL	Adhesivo
31,6x90cm	4	1,138	57	64,843	18,824	1072,97	Fr-one n
1,5x31,6cm perfil	30	0,284	42	11,944	3,84	161,28	

\*valores aproximados. \*approximated values.


**1**  
PAVIMENTO COMBINABLE: SERIE BOTTEGA 59,6x59,6cm  
FLOOR TILES COMBINATIONS: BOTTEGA SERIE 59,6x59,6cm



# MEXICO



Revestimiento Monoporosa Rectificado / Wall Tiles Rectified




**MEXICO SAND**  
31,6x90cm P3470888 / 100226604 G261

**PERFIL MEXICO SAND**  
1,5x31,6cm P6209140 / 100227219 G77  
Butech recomienda junta / Butech recommends joint:  
Colorstuk Rapid n Beige B22502016 / 100004308

**MEXICO STONE**  
31,6x90cm P3470887 / 100226623 G261

**PERFIL MEXICO STONE**  
1,5x31,6cm P6209141 / 100227233 G77  
Butech recomienda junta / Butech recommends joint:  
Colorstuk Rapid n Manhattan B22502002 / 100004295



**MEXICO CALIZA**  
31,6x90cm P3470889 / 100226622 G261

**PERFIL MEXICO CALIZA**  
1,5x31,6cm P6209139 / 100227226 G77  
Butech recomienda junta / Butech recommends joint:  
Colorstuk Rapid n Gris B22502013 / 100004305

## TECHNICAL SPECS · INFORMACIÓN TÉCNICA

### EMBALAJE / PACKING

FORMATO cm	PZ/CJ	M2/CJ	CJ/PAL	M2/PAL	*KG/CJ	*KG/PAL	Adhesivo
31,6x90cm	4	1,14	57	64,843	18,824	1072,97	Fr-one n
1,5x31,6cm perfil	30	0,28	42	11,944	3,84	161,28	

\*valores aproximados. \*approximated values.

**1**  
PAVIMENTO COMBINABLE: SERIE MEXICO 59,6x59,6cm  
FLOOR TILES COMBINATIONS: MEXICO SERIE 59,6x59,6cm





## PIETRA BLUE



Gres Porcelanato Rectificado / Color Masa  
Rectified Porcellanato Tiles / Coloured Biscuit



**PIETRA BLUE SILVER S-R**  
80x80x1,1cm P1760127 / 100202826 G369

Butech recomienda junta / Butech recommends joint:  
Colorstuk Rapid n Antracita B22502005 / 100004298

**PIETRA BLUE SILVER ANTISLIP S-R**  
43,5x65,9x1,1cm P1981343 / 100203561 G354



**PIETRA BLUE STONE S-R**  
80x80x1,1cm P1760126 / 100202842 G369

Butech recomienda junta / Butech recommends joint:  
Colorstuk Rapid n Cemento B22502004 / 100004297

**PIETRA BLUE STONE ANTISLIP S-R**  
43,5x65,9x1,1cm P1981342 / 100203557 G354



### TECHNICAL SPECS · INFORMACIÓN TÉCNICA

#### EMBALAJE / PACKING

FORMATO cm	PZ/CJ	M2/CJ	CJ/PAL	M2/PAL	*KG/CJ	*KG/PAL	Adhesivo
80x80cm	2	1,28	40	51,2	33,32	1332,9	One-flex Premium / Super-flex s2
43,5x65,9cm	3	0,86	60	51,6	21,18	1270,92	One-flex Premium / Super-flex s2
9x80cm Zócalo	12	0,86	42	36,29	23,16	972,72	One-flex Premium / Super-flex s2
31,6x80cm Huella Tec.	2	0,56	26	14,52	14,58	379,15	One-flex Premium / Super-flex s2
31,6x80cm Huella Tec.Esq.	1	0,29	26	7,56	7,29	189,57	One-flex Premium / Super-flex s2
31,6x65,9cm Huella Tec.	2	0,46	40	18,4	12,34	493,58	One-flex Premium / Super-flex s2
31,6x65,9cm Huella Tec.Esq.	1	0,23	40	9,2	6,17	246,79	One-flex Premium / Super-flex s2

\*valores aproximados. \*approximated values.



INTENSIDAD DE TRÁNSITO PEATONAL: TRÁNSITO INTENSO  
INTENSITY OF PEDESTRIAN TRANSIT: HARD TRANSIT



ZÓCALO	9x80cm
PIETRA BLUE SILVER	P4160035 / 100203896 G63
PIETRA BLUE STONE	P4160033 / 100203918 G63




· HUELLA TÉCNICA 31,6x80cm				ESQUINA DERECHA				ESQUINA IZQUIERDA			
PIETRA BLUE SILVER	P9210454 / 100203881	G153	P9210472 / 100203926	G181	P9210464 / 100203888	G181					
PIETRA BLUE STONE	P9210459 / 100203838	G153	P9210473 / 100203935	G181	P9210465 / 100203889	G181					

· HUELLA TÉCNICA 31,6x65,9cm				ESQUINA DERECHA				ESQUINA IZQUIERDA			
PIETRA BLUE SILVER ANT.	P8680278 / 100203862	G130	P8680271 / 100203835	G150	P8680274 / 100203818	G150					
PIETRA BLUE STONE ANT.	P8680277 / 100203852	G130	P8680272 / 100203860	G150	P8680275 / 100203836	G150					


\* Elevado grado de destonificación intencionado para reproducir el aspecto de piedra natural. Se recomienda conformar un panel representativo para reproducir toda la gama de imágenes diferentes\*

\* High degree of deliberate shade variation to reproduce the appearance of natural stone. A representative board with different tiles should be laid to reflect the whole range of images\*

## ROCK



Gres Porcelanato Rectificado / Color Masa  
Rectified Porcellanato Tiles / Coloured Biscuit



**ROCK GRAFITO**  
80 x 80 cm P17601381 / 100214660 G369

Butech recomienda junta / Butech recommends joint:  
Colorstuk Rapid n Antracita B22502005 / 100004298

### TECHNICAL SPECS · INFORMACIÓN TÉCNICA

#### EMBALAJE / PACKING

FORMATO cm	PZ/CJ	M2/CJ	CJ/PAL	M2/PAL	*KG/CJ	*KG/PAL	Adhesivo
80x80cm	2	1,28	40	51,2	33,32	1332,9	One-flex Premium / Super-flex s2
9x80cm Zócalo	18	1,30	56	72,58	35,78	2003,80	One-flex Premium / Super-flex s2
31,6x80cm Huella Tec.	2	0,56	26	14,52	14,58	379,15	One-flex Premium / Super-flex s2
31,6x80cm Huella Tec.Esq.	1	0,29	26	7,56	7,29	189,57	One-flex Premium / Super-flex s2

\*valores aproximados. \*approximated values.



ZÓCALO	9x80cm
ROCK GRAFITO	P4160040 / 100221455 G63



· HUELLA TÉCNICA 31,6x65,9cm				ESQUINA DERECHA				ESQUINA IZQUIERDA			
ROCK GRAFITO	P9210591 / 100222024	G153	P9210584 / 100221973	G181	P9210606 / 100221985	G181					

## MARBELLA



Gres Porcelanato Rectificado / Color Masa  
Rectified Porcellanato Tiles / Coloured Biscuit



**MARBELLA STONE**  
59,6 x 59,6 cm P18570701 / 100214549 G359

Butech recomienda junta / Butech recommends joint:  
Colorstuk Rapid n Manhattan B22502002 / 100004295



**MARBELLA BLUE**  
59,6 x 59,6 cm P1857069 / 100214643 G359

Butech recomienda junta / Butech recommends joint:  
Colorstuk Rapid n Manhattan B22502002 / 100004295

### TECHNICAL SPECS · INFORMACIÓN TÉCNICA

#### EMBALAJE / PACKING

FORMATO cm	PZ/CJ	M2/CJ	CJ/PAL	M2/PAL	*KG/CJ	*KG/PAL	Adhesivo
59,6x59,6cm	4	1,42	32	45,47	35,24	1127,62	One-flex Premium / Super-flex s2

\*valores aproximados. \*approximated values.



- MARBELLA STONE ESTÁ FORMADA POR 3 DECORADOS DISTINTOS ALEATORIOS.
- MARBELLA STONE IS MADE IN 3 DIFFERENT RANDOM PATTERNS.
- MARBELLA BLUE ESTÁ FORMADA POR 12 DECORADOS DISTINTOS ALEATORIOS.
- MARBELLA BLUE IS MADE IN 12 DIFFERENT RANDOM PATTERNS.